


# Tater's potato art!




Gundi's are unusual looking animals! Many people think they look like furry potatoes and the gundi's at Tilgate Nature Centre are actually named after potatoes!



Here is Tater the gundi's instructions on how to make your very own gundi potato art!

You will need:

- potato (cut in half)
- poster paint
- paper
- pens and pencils





1. With the help of an adult cut a raw potato in half.
2. Dip the open side of the potato in poster paint and print onto some paper - you can do one gundi or lots!
3. Once dry add some legs, a face and a wispy tail.



Don't forget to give your gundi a name!

You can print your gundi potato art here!



We have a pointed nose,  
long whiskers and big  
eyes!